



Traceability and standard codification for patients flows

The Dijon CHU Experience

Jean-Yves GERBET


Head of Portering Department

Direction de l'Accueil des patients

CHU Dijon

Patients flows in Dijon Hospital

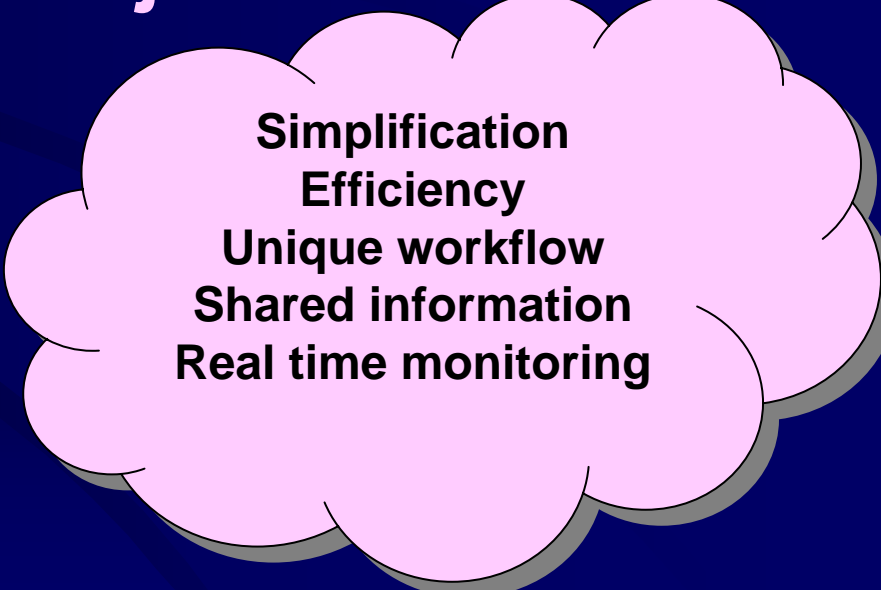
Facts



Complexity
Significative risks
Multiples workflows
Inaccurate management



Objectives



Simplification
Efficiency
Unique workflow
Shared information
Real time monitoring

... In 5 steps !

Step 1 : Dataflow and processes

... Done !

- Centralization

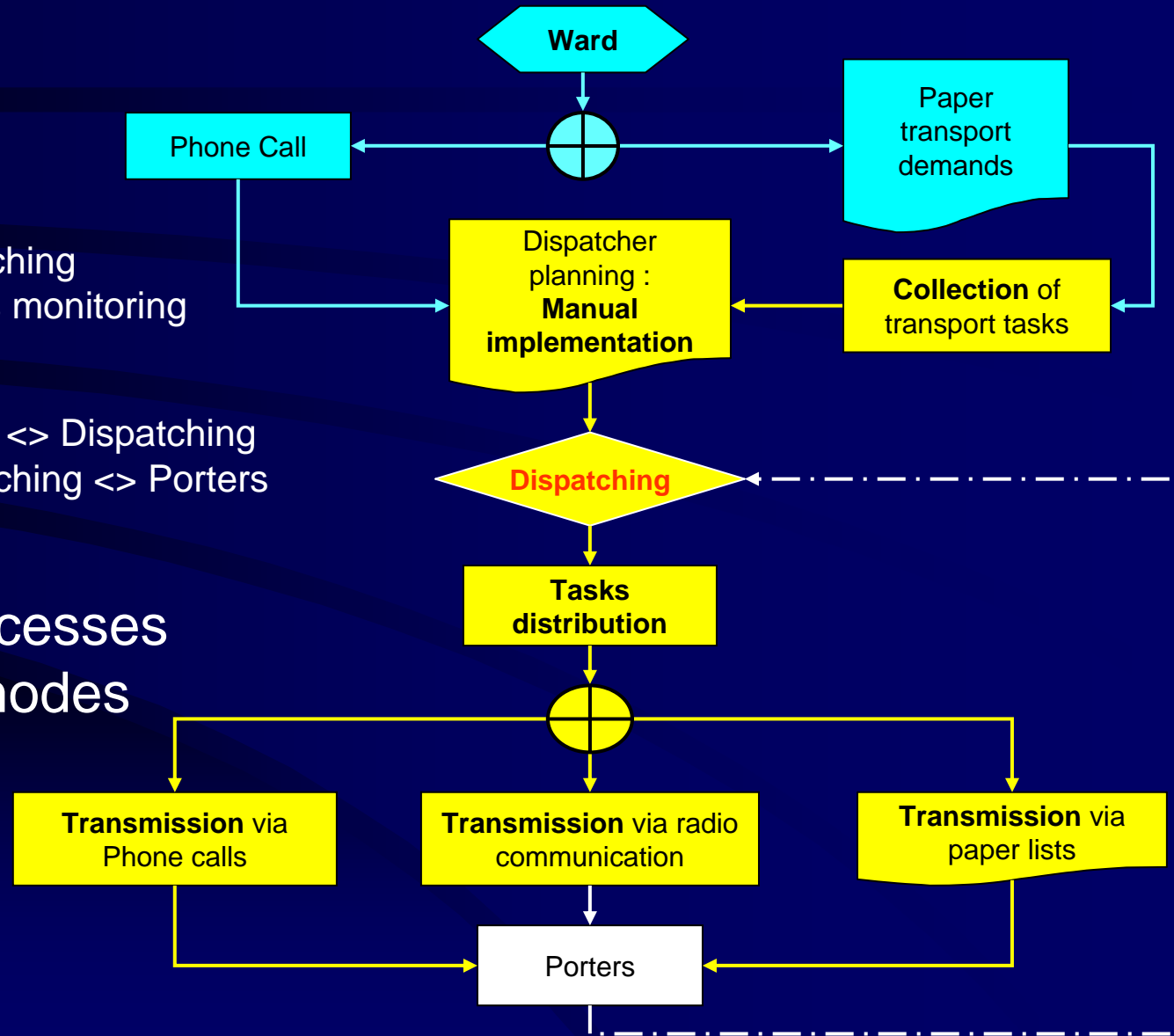
- Porters

- Dispatching
 - Porters monitoring

- Dataflow

- Wards <> Dispatching
 - Dispatching <> Porters

- Definition of processes and operating modes



Step 2 : Wards – Dispatching dataflow processing

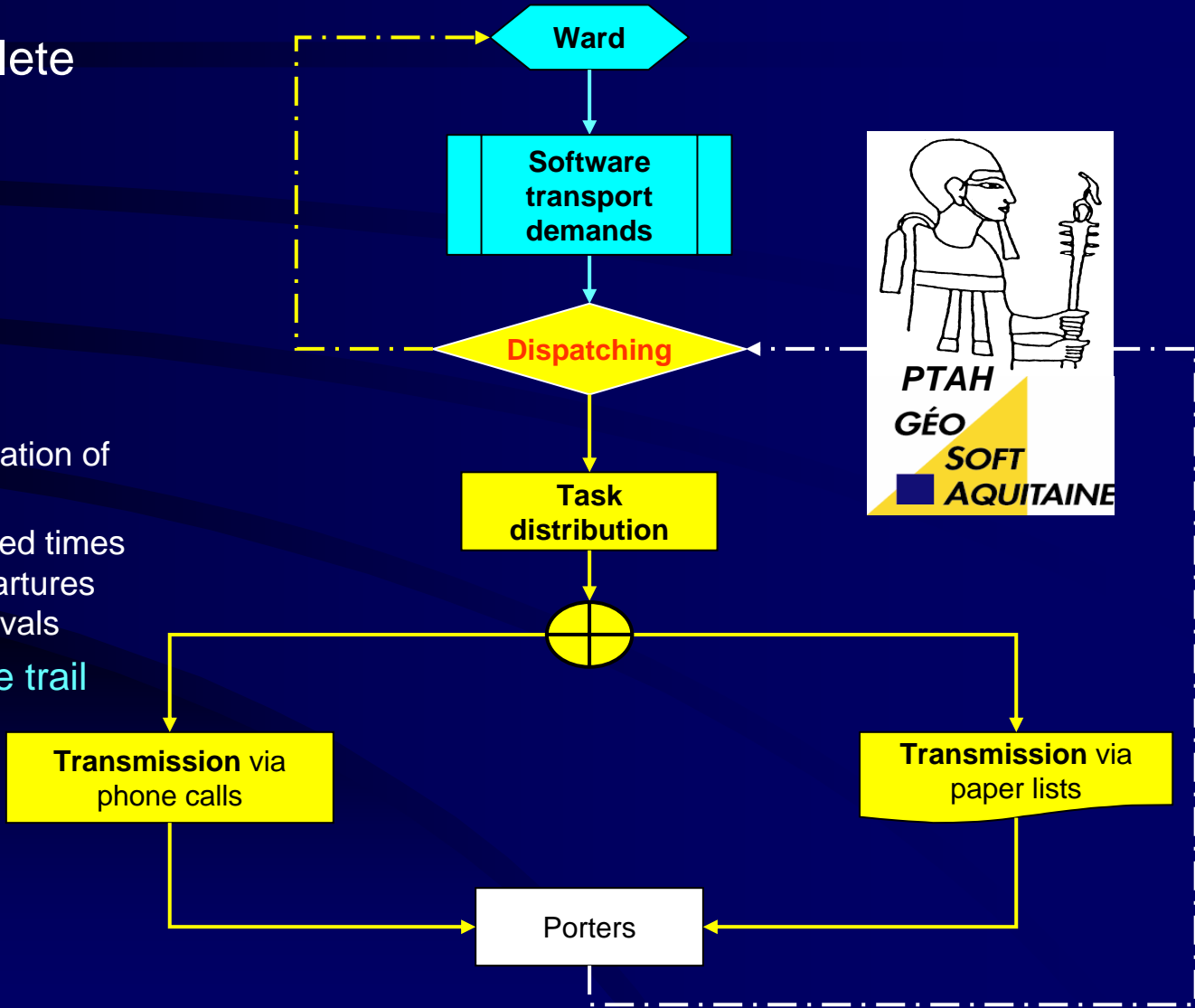
... Done !

- Dataflow complete traceability
- Incomplete traceability of physical flows

⇒ **Tracing**

- Exact identification of users
- Estimated times for departures and arrivals

⇒ **No accurate trail**



Step 3 : Seek for technical solution

- The Facts

- ⇒ No accurate trail
- ⇒ Errors in transports
 - Patient
 - Patient Record
 - Destination

- Pilot phase in Emergency Unit

- ⇒ Why

- Numerous physical flows in a limited area
 - 1 porter dedicated to the department

- ⇒ Objectives

- Flows analysis
 - Check the relevance of the standard codification
 - Process analysis



Step 3 : Technical validation Emergency

Unit traceability pilot

... Done !

- Process

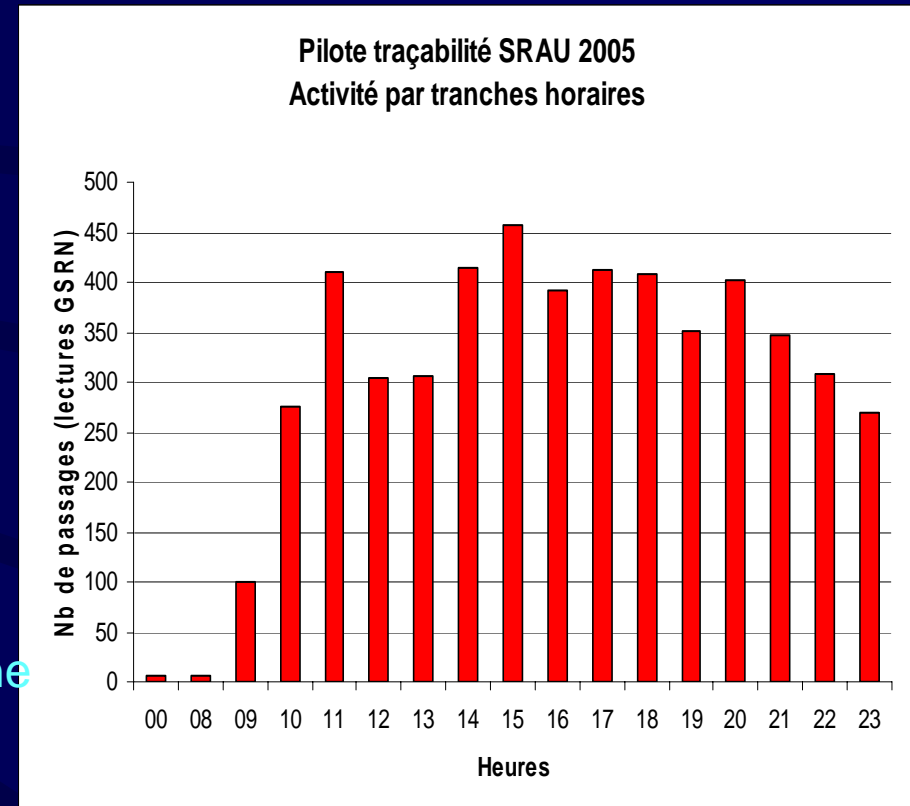
- ⇒ Bar codes
- ⇒ Standalone scanner

- Drawbacks

- ⇒ Numerous scanning (4 scanning by task)
- ⇒ Questionable patient identification (use of wrist straps)
- ⇒ Low acceptance from medical staff

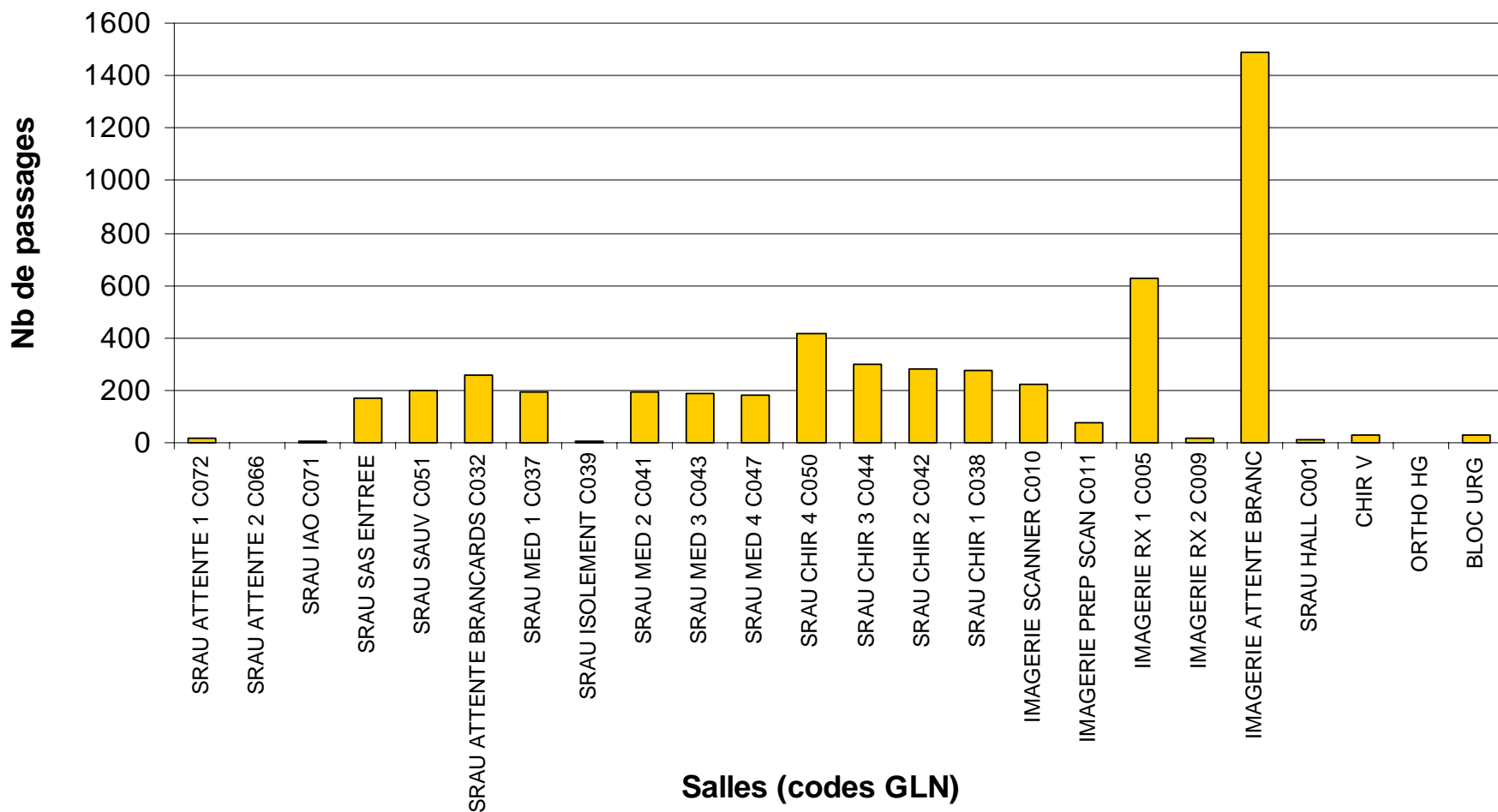
- Outputs

- ⇒ Use of multi-function standalone scanner
- ⇒ Codification
 - GLN : adapted bar codes
 - Porter : bar codes or RFID
 - Patient : RFID



Pilote traçabilité SRAU 2005

Répartition par codes GLN



Step 3 : Technical validation

The final process

... Done !

- Porter identification
 - ⇒ GSRN Porter
 - ⇒ Once at Porter beginning of service
- Patient identification
 - ⇒ GSRN patient
 - ⇒ At departure and arrival
- Place checking
 - ⇒ GLN arrival place
- Messages
 - ⇒ Acknowledgement
 - ⇒ Departure notification
 - ⇒ Arrival notification
- Device
 - ⇒ Multi-function and standalone device for each porter



Step 3 : Technical validation

The final process

... Done!

DEPARTURE =



+



- The right patient

ARRIVAL =



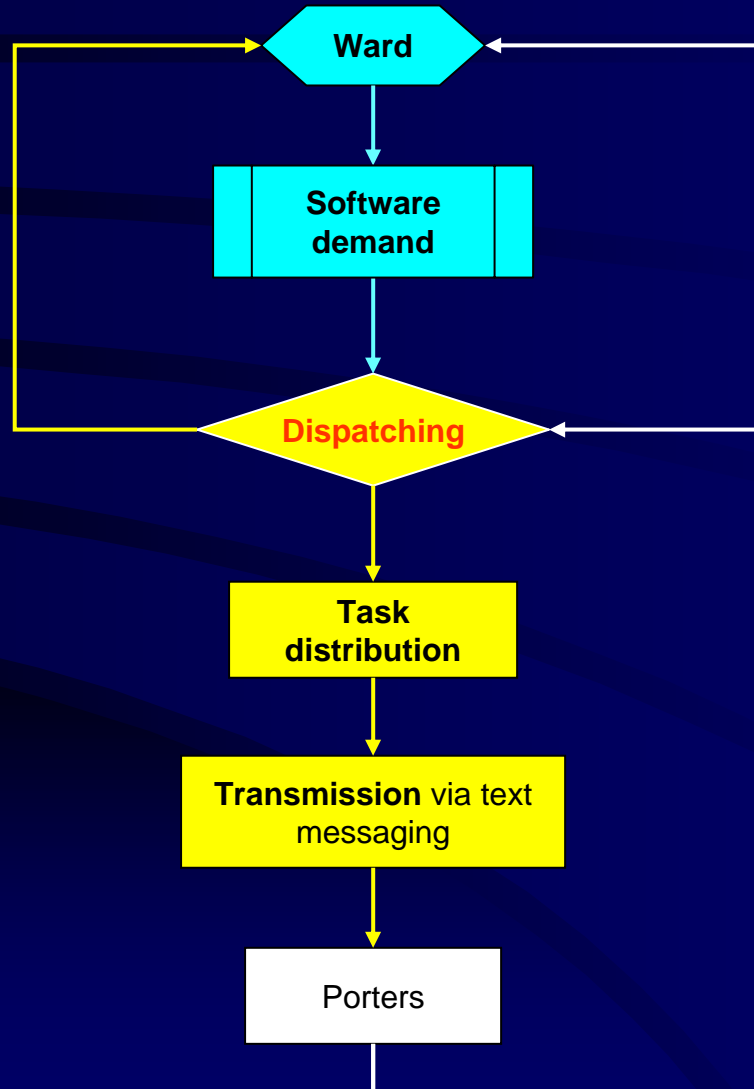
+



- The right patient
- At the right place

Step 4 : Monitoring of physical flows

... In progress !



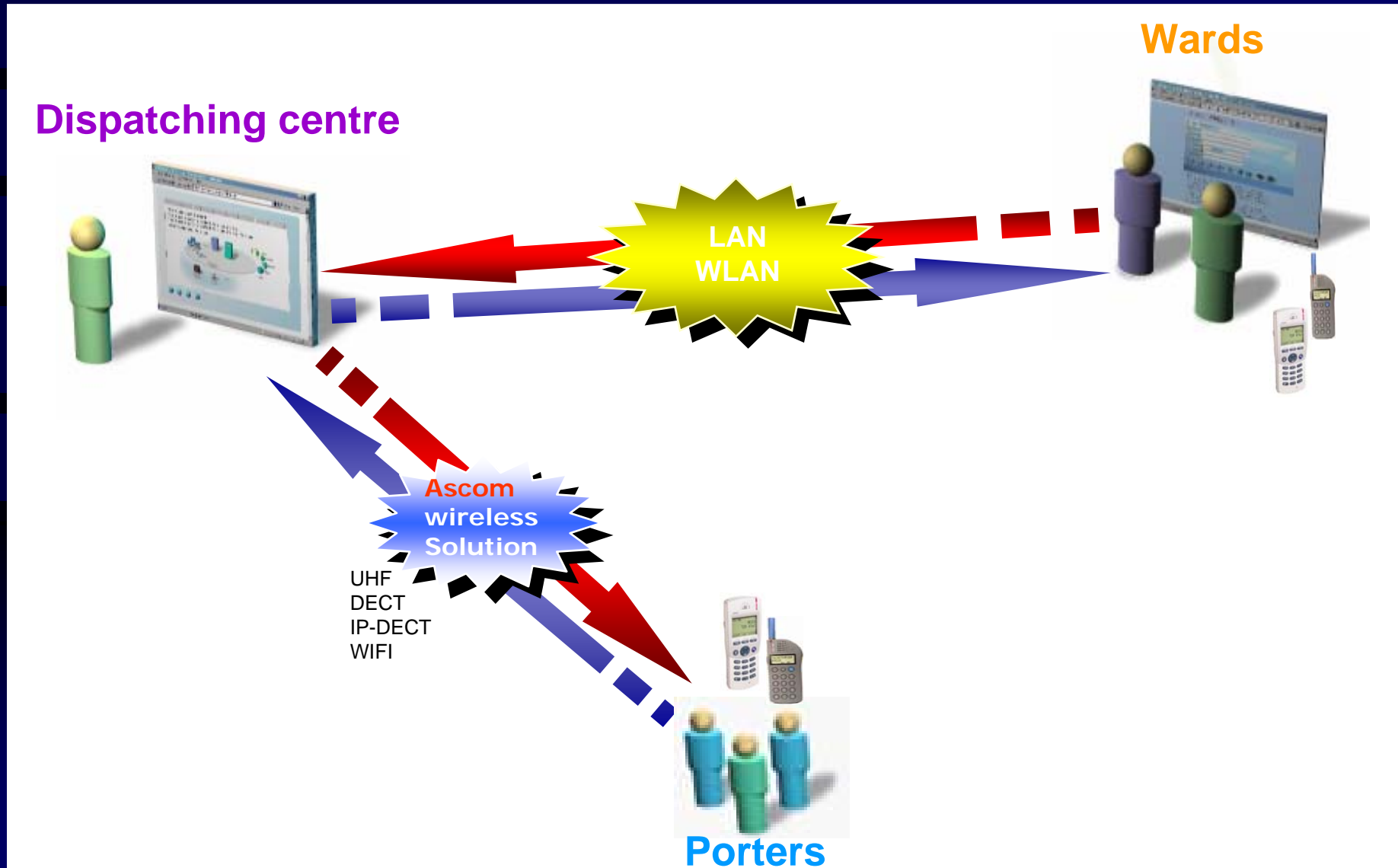
- Safety
- Complete traceability
- Reel time monitoring
- Optimization & enhanced reactivity
- Confidentiality



Step 4 : Physical flows monitoring

How does it work?

... In progress !

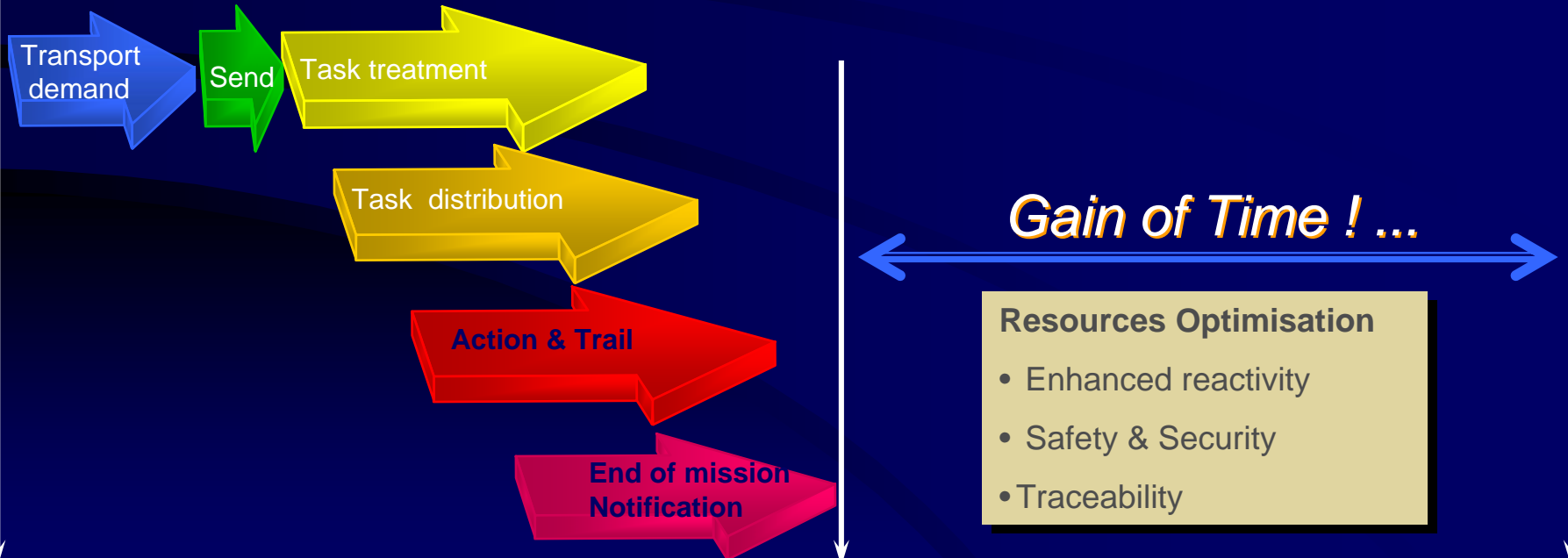


Soft + Wireless Communication vs Paper dispatching

■ Paper Dispatching



■ Software Dispatching powered by wireless communication



Benefits for all

- **Patients;** reduced waiting delays, reduced length of stay & better care
- **Nurses;** More time to dedicate to patients, direct communication with Porters
- **Porters;** Reduced Stress, improved service delivery to wards and valued image
- **Managers;** Patients & staff satisfaction, enhanced logistic flows, higher profitability of the Hospital



Step 5 : Codification

POWERED BY **ascom**

- GLN Codification

- ⇒ Used for all logistic flows
- ⇒ Implementation in progress
- ⇒ Scanners adaptation
- ⇒ Tight timeline

- Patient GSRN Codification

- ⇒ Technical validation
- ⇒ Scanners adaptation
- ⇒ Resistance from medical staff
- ⇒ Timeline ?



... Next step !



With the highly valuable collaboration of :

Christian HAY
for GS1 France

Hicham TEMSAMANI
ASCOM (France) S.A